


Turn the colored side down and the white side up. Fold the paper in half so you have a triangle. Then unfold it and re-fold it the other way. Like this:




Now, take your unfolded paper and place it colored side down and white side up again. Fold the corners to the center, one by one. Like this:



Flip the square over, so that you see the fortune side:



Then fold each tip into the center.




Now fold your square in half into two rectangles. Then unfold it and fold it in half into two rectangles the other way. Like this:




With the numbered side up, put one of your hands into the underside while pushing up a little. Once you get one hand into two of the slots of the underside, place your other hand in the other two slots and push up again.





7

6



5

Be a good sport
 Include someone new in a game

Be a good role model
 Invite someone new to sit with your group at lunch

Treat everyone with respect
 High 5 the person beside you.

Name calling does hurt!
 Give someone a compliment

8

Use good manners!
 Open a door for someone & say thanks. If someone does it for you

Don't Be A Bully!
 Give someone not in your class a smile

Sharing is FUN!
 Include someone new in your conversation

The word "retard" is mean & hurtful!
 Next time you hear the "R" word, correct the person

4

1



2

3

